






Temperature Controller

■ HX series Multi input/output Digital temperature controller

■ Specification

Model	HX9	HX2	HX7	HX3	HX4
Appearance					
W×H×D (mm)	96 X 96 X 63	48 X 96 X 63	72 X 72 X 63	96 X 48 X 63	48 X 48 X 63
Power supply Voltage	100 - 240 V a.c. (±10 %), 50/60 Hz				
Power consumption	6 W max, 10 VA max				
Input	Type	Refer to "input code for input type and range"			
	Sampling cycle	62.5 ms			
	Accuracy	±0.5 % of FS (refer to "input code for input type and range")			
	Allowable voltage	Within ±20 V d.c. (VDC), within ±10 V d.c. (TC, RTD)			
	Reference junction compensation accuracy	±3.5 °C (0 ~ 50 °C)			
Operation after input break	TC: OFF, UP/DOWN RTD: UP				
Control output	Relay	NO : 5 A 250 V a.c., 5 A 30 V d.c. (resistive load), NC : 3 A 250 V a.c., 1 A 30 V d.c. (resistive load)			
	SSR (voltage pulse) SCR (current)	ON voltage : 12 V d.c. min, OFF voltage : 0.1 V d.c. max, Load resistance 600 Ω min range : 4 - 20 mA (±5%), accuracy : ±0.2 mA, Load resistance 600 Ω max ■ range : 4 - 20 mA (±5%), accuracy : ±0.2 mA Load resistance 600 Ω max ■ range : 0 - 20 mA (±5%), accuracy : ±0.2 mA Load resistance 600 Ω max			
Retransmission output	5 A 250 V a.c., 5 A 30 V d.c. (Resistive load)				
Alarm output	5 A 250 V a.c., 5 A 30 V d.c. (Resistive load)				
Contact input	OFF resistance : 10 kΩ min, ON resistance : 1 kΩ max				
Control	Method	ON/OFF, PID control			
	Output operation Anti-reset windup	Reverse operation, Direct operation Auto(A=0), 0.1 ~ 100.0 %			
Interface	Standard	EIA RS485			
	Max connection unit	31 units (but, ADDRESS setting : 1 ~ 99)			
	Communication method	2 wire half duplex			
	Data transmission	asynchronous			
	Communication sequence	None			
	Communication distance	Within 1.2 km			
	Communication Speed	2400, 4800, 9600, 14400, 19600 BPS (selectable by parameter)			
	Start bit	1 BIT			
	Data length	7 or 8 BIT			
	Parity bit	NONE, EVEN, ODD			
Stop bit	1 or 2 BIT				
Protocol	PC.LINK, PC.LINK SUM, MODBUS-ASCII, MODBUS-RTU				
Response time	Processing time in receiving + (response time x 25 ms)				
Insulation resistance	20 MΩ min (primary terminal - secondary terminal)				
Dielectric strength	2,300 V a.c., for 1 minute (primary terminal - secondary terminal)				
Operating ambient temperature	0 ~ 50 °C, (without condensation)				
Operating ambient humidity	35 ~ 85 % RH (without condensation)				

■ Suffix Code

Model	Code	Information
HX	□ : □ : □	Multi-input and output digital temperature controller
Dimension	2	48(W) × 96(H) mm
	3	96(W) × 48(H) mm
	4	48(W) × 48(H) mm
	7	72(W) × 72(H) mm
	9	96(W) × 96(H) mm
Control output	0	Standard
	1	Heating/cooling control (simultaneous control)
HX2/3/9 option	0	None
	1	RS485 communication + Heater break alarm (HBA)
HX7 option	0	None
	1	RS485 communication + D.I 2 contacts (SV2, SV3)
HX4 option	0	None
	1	RS485 communication + D.I 1 contact (SV2)
	2	RS485 communication + Heater break alarm (HBA)


Temperature Controller

■ Range and input code chart

Input signal	Input signal	Input type	Range (°C)	Accuracy	Note	
Thermocouple (TC)	1	K	*1	-200 ~ 1370	±0.5 % of FS ±1 Digit	* FS is the measurable range from the maximum to the minimum for each range. * Digit is the minimum display value
	2	K	*1	-199.9 ~ 999.9		
	3	J	*1	-100.0 ~ 999.9		
	4	E	*1	-100.0 ~ 999.9		
	5	T	*1	-199.9 ~ 400.0		
	6	R		0 ~ 1700		
	7	B	*2	0 ~ 1800		
	8	S		0 ~ 1700		
	9	L	*1	-100.0 ~ 900.0		
	10	N		-200 ~ 1300		
	11	U	*1	-199.9 ~ 400.0		
	12	W		0 ~ 2300		
		13	Platinel II			
Resistance temperature detector (RTD)	20	KP100 Ω	*3	-199.9 ~ 500.0	±0.5 % of FS ±1 Digit	* 1 below 0 °C : ±1.0 % of FS ±1 digit * 2 0 ~ 400°C range : ±10 % of FS ±1 digit * 3 20 → KP100 Ω (C1603) 21, 22 → Pt100 Ω (IEC751)
	21	Pt100 Ω	*3	-199.9 ~ 640.0		
DC voltage (VDC / #V DC)	30	1,000 - 5,000 V DC		-1999 ~ 9999	±0.5 % of FS ±1 Digit	* 4 In case of using Current input, Resistor 250 Ω 0.1 % should be installed in the input terminal.
	31	0.0 - 100.0 #V DC		Scaling function(SL-H/SL-L) necessary		
DC current	30	4 - 20 mA DC	*4			

■ UX100 Multi input/output digital temperature controller

■ Specification

Model	UX100
Appearance	
W×H×D (mm)	48 X 24 X 100
Function	* Fuzzy * Input correction * Interface (RS485) * Heating/Cooling control * Output limitation * Auto tuning * ARW * Input filter: OFF, 1 ~ 120 sec. * Universal-input * Heating/Cooling hysteresis * Alarm output
Input	Multi input a) T.C : K, J, E, T, R, B, S, L, N, U, W, PLII, b) R.T.D : Pt100(KS/IEC), KP100(KS) c) DC Voltage input : 1 to 5 V, -10 to 20 mV, 0 to 100 mV, d) DC Current input : 4 to 20 mA (Connect a 250 Ω resistor to the input terminals)
Sampling cycle	250 ms
Input display resolution	Below decimal point of Input signal and Measuring range
Input impedance	TC and DC mV : Min 1 MΩ, DCV : Approx. 1 MΩ
Source tolerable resistance	Thermocouple: Max, 250 Ω, Voltage: Max, 2 kΩ
Lead wire tolerable resistance	RTD: Max, 10 Ω/wire
Input tolerable voltage	±10 V (TC, RTD, Voltage: mV d.c.), ±20 V (Voltage: V d.c.)
Scaling	According to setting Max, value(SH), Min, value(SL) of measuring range, scaling is available (-1999 ~ 9999)
Cold junction temp. compensation tolerance	±1.5 °C (15 ~ 35 °C), ±2.0 °C (0 ~ 50 °C)
Accuracy	±0.5 % (Full scale)

■ Suffix Code

Model	Code	Information
UX100-	□ : □	Multi input/output temperature controller, 48(W) X 24(H) mm
Control type	0	Standard
	1	Heating/cooling control (but heating side cannot use relay)
Option	0	None
	1	Communication function (RS 485)