

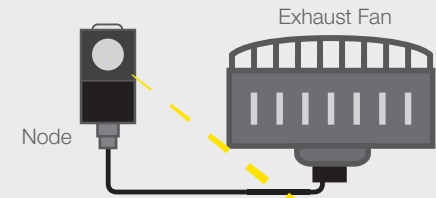



Wireless Solutions Kits: Vibration

- Easily monitor machine vibration on any rotating asset
 - Reduce downtime and plan needed maintenance
 - Efficiently manage replacement parts
 - Track machine faults and warranty
- Fully integrated solution for easy setup
 - Setup wireless network using HMI interface
 - No programming needed
- Visualize data locally on the HMI, send it to the network, or view it remotely via the cloud

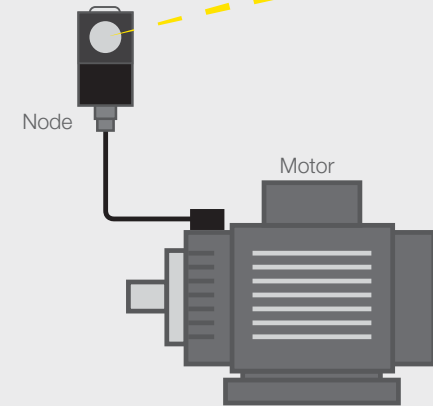


Wireless Solutions Kits: Vibration

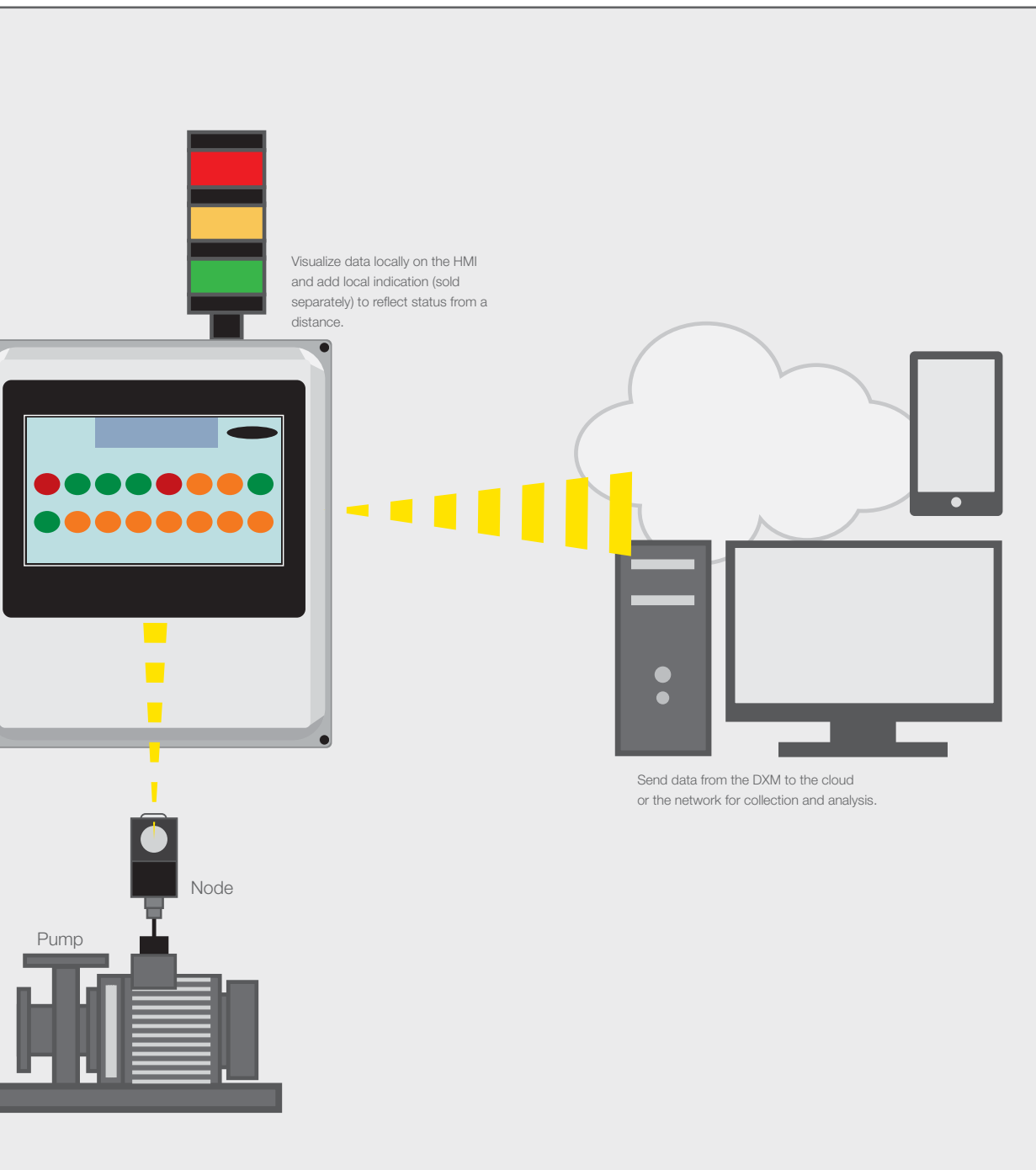


As simple as...

1. Plug in box
2. Bind up to 16 nodes through HMI screen; Install sensors & nodes*
3. Begin collecting data



* Sold separately



Data Collection

- Samples every 5 minutes of RMS velocity and high frequency acceleration for X and Z axes
- Determines whether the asset is running, and only uses data when it is running
- Creates baseline over first 300 running samples
- Warning and alarm thresholds are automatically created for each vibration characteristic during baseline period
- Thresholds are set for both acute faults (quickly occurring) and chronic faults (long term deterioration)

HMI shows dashboard with a "Check Engine Light" for each asset



Touch an asset icon to view raw data, baselines and thresholds



Wireless Solutions Kits: Vibration



* Available with VIBE model only

Vibration and Temperature Sensor

Models	Description
QM42VT1	Vibration and temperature sensor with 1-wire serial interface

Supply Voltage	3.6 to 5.5 V dc or 10 to 24 V dc
Current	Active comms: QM42VT1: 11.9 mA at 5.5 V dc
Indicators	Green flashing: Power ON Amber flicker: Serial Tx
Vibration	Mounted base resonance: 5.5 kHz nominal Measuring range: 0-46 mm/sec or 0-1.8 in/sec RMS Frequency Range: 10 - 1000 Hz Accuracy: ± 10% @25 °C
Temperature	Measuring range: -40 to +105 °C (-40 to +221 °F) Resolution: 0.1 °C Accuracy: ±3 °C
Environmental Rating	NEMA 6P, IEC IP67
Shock	400G
Cable Connection	Integral 5-pin M12/Euro-style male quick disconnect (QD)



Nodes with 1-Wire Serial Interface

Models	Description	Frequency
DX80N9Q45U	Q45 Wireless Node with integrated battery	900 MHz
DX80N2Q45U		2.4 GHz
DX80N9Q45VT	Q45 Vibration and Temperature Node	900 MHz
DX80N2Q45VT		2.4 GHz
DX80N9X1S-P6	1-wire Serial Performance Node with integrated battery	900 MHz
DX80N2X1S-P6		2.4 GHz
DX80N9X6S-P6	1-wire Serial Performance Node 10 to 30 V dc	900 MHz
DX80N2X6S-P6		2.4 GHz
DX80N9X1W-P6L	1-wire Serial Performance Node with integrated battery	900 MHz
DX80N2X1W-P6L		2.4 GHz

Accessories

Brackets



BWA-BK-005



BWA-BK-008



BWA-BK-001 (magnet)

Cordsets



Type	Model
5-Pin M12/Euro-Style—Double-Ended	DEE2R-51D 0.31 m (1 ft)
	DEE2R-53D 0.91 m (3 ft)
	DEE2R-58D 2.44 m (8 ft)



PN 208061

© 2018 Banner Engineering Corp. Minneapolis, MN USA

1-888-373-6767

www.bannerengineering.com

